

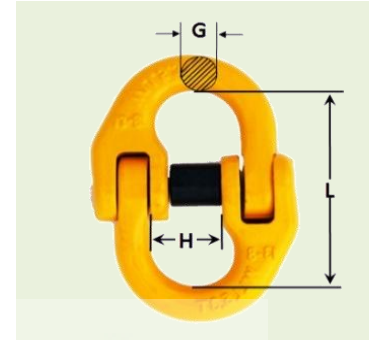


## คอนเน็คเตอร์

## CONNECTING LINK

- Forged Alloy Steel, Quenched & Tempered
- Test Load is 2.2 times the Working Load Limit.
- Ultimate Load is 4 times the Working Load Limit

Size	W.L.L. ( tons ) 4 : 1	Dimensions ( mm )			Weight ( kgs )
		G	L	H	
6 mm.	1.12	8	42	15	0.13
8 mm.	2.00	10	58	19	0.25
10 mm.	3.15	12.0	70	26	0.38
13 mm.	5.30	15.0	83	30	0.73
16 mm.	8.00	19.8	108.4	34.5	1.10
18/20 mm.	12.50	24.0	121.5	41	1.80
22 mm.	15.00	28.0	136.0	51	2.00

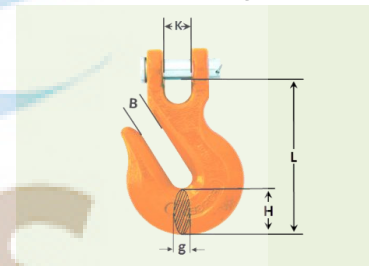


## A330 ตะขอสับโซ่

## CLEVIS GRAB HOOK A330

- Forged Alloy Steel, Quenched & Tempered
- Proof Load is 2.5 times the Working Load Limit.
- Ultimate Load is 4 times the Working Load Limit

Chain Size	W.L.L. ( tons ) 4 : 1	Dimensions ( mm )					Weight ( kgs )
		K	B	L	H	g	
1/4"	1.6	8	7	65	20	13	0.28
5/16"	3.2	11	10	70	26	16	0.57
3/8"	5.5	12	11	82	32	18	1.56
1/2"	8.2	13	13	82	33	18	2.54
5/8"	12.9	22	20	135	45	25	4.70

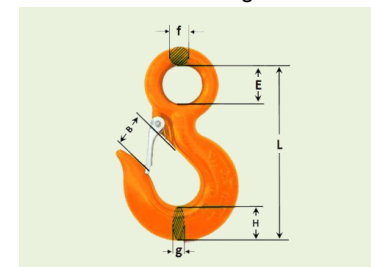


## A320 ตะขอแบบห่วง พร้อมเซฟตี้แล็ทช์

## EYE HOOK WITH SAFETY LATCH A320

- Welded Alloy Steel, Quenched & Tempered
- Test Load is 2 times the Working Load Limit.
- Ultimate Load is 5 times the Working Load Limit

Size	W.L.L. ( tons ) 5 : 1	Dimensions ( mm )			Weight ( kgs )
		L / B	E / H	f / g	
1 Ton	1.0	102 / 23	19 / 22	12 / 16	0.25
2 Ton	2.0	131 / 25	28 / 28	12 / 22	0.57
3 Ton	3.0	149 / 28	31 / 31	18 / 25	0.77
4.5 Ton	4.5	186 / 34	39 / 42	18 / 30	1.63
7 Ton	7.0	228 / 41	50 / 48	24 / 38	3.20

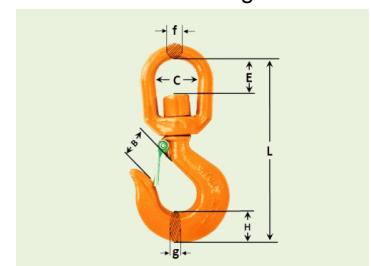


## ตะขอแบบห่วงหมุน พร้อมเซฟตี้แล็ทช์

## TYPE SWIVEL HOOK WITH SAFETY LATCH A322

- Welded Alloy Steel, Quenched & Tempered
- Test Load is 2 times the Working Load Limit.
- Ultimate Load is 5 times the Working Load Limit

Size	W.L.L. ( tons ) 5 : 1	Dimensions ( mm )			Weight ( kgs )
		C / B	E / H / L	f / g	
1 Ton	1.0	32 / 23	29 / 20 / 133	10 / 17	0.35
2 Ton	2.0	43 / 23	32 / 28 / 176	17 / 21	1.03
3 Ton	3.0	43 / 25	39 / 38 / 198	18 / 24	1.18
4.5 Ton	4.5	48 / 33	43 / 38 / 226	19 / 31	2.18
7 Ton	7.0	62 / 40	56 / 49 / 287	25 / 39	4.72



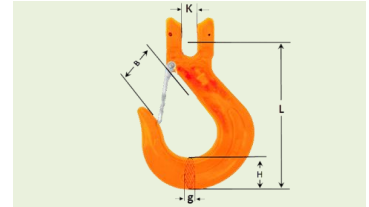


## A339 ตะขอแบบสลัก พร้อมเซฟตี้แล็ทช์ ( สี่แฉก )

## CLEVIS SLING HOOK WITH SAFETY LATCH

- Forged Alloy Steel, Quenched & Tempered
- Test Load is 2.2 times the Working Load Limit.
- Ultimate Load is 4 times the Working Load Limit

Size	W.L.L. ( tons ) 4 : 1	Dimensions ( mm )					Weight ( kgs )
		K	B	L	H	g	
1/4"	1.6	11	36	93	24	19	0.52
3/8"	3.2	14	46	120	33	28	1.00
1/2"	5.4	18	54	144	40	32	2.10

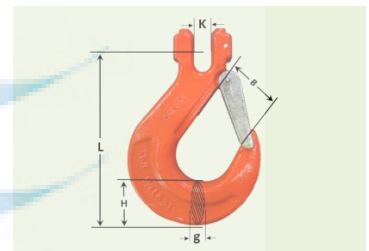


## A339 ตะขอแบบสลัก พร้อมเซฟตี้แล็ทช์ ( สี่ส้อม )

## CLEVIS SLING HOOK WITH SAFETY LATCH

- Forged Alloy Steel, Quenched & Tempered
- Test Load is 2.2 times the Working Load Limit.
- Ultimate Load is 4 times the Working Load Limit

Size	W.L.L. ( tons ) 4 : 1	Dimensions ( mm )					Weight ( kgs )
		K (สลัก)	B (WS)	L	H	g	
6 - 8	1.12	8 (8)	30 (25)	95	20	9	0.52
7/8 - 8	2.00	10 (9)	30 (25)	109	26	148	0.85
10 - 8	3.15	12 (13)	41 (29)	130	31	22	1.00
13 - 8	5.30	15 (16)	50 (36)	170	45	27	2.10

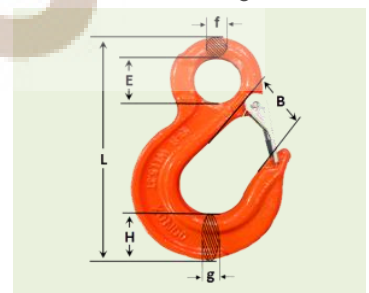


## A327 ตะขอแบบห่วง พร้อมเซฟตี้แล็ทช์

## EYE SLING HOOK WITH SAFETY LATCH

- Forged Alloy Steel, Quenched & Tempered
- Proof Load is 2.5 times the Working Load Limit.
- Ultimate Load is 4 times the Working Load Limit

Size	W.L.L. ( tons ) 4 : 1	Dimensions ( mm )			Weight ( kgs )
		L / B (WS)	E / H	f / g	
6 - 8	1.12	108 / 27 (22)	20 / 20	42 / 278	0.20
7/8 - 8	2.0	125 / 32 (27)	25 / 30	12 / 18	0.25
10 - 8	3.15	155 / 39 (34)	24 / 33	15 / 24	0.80
13 - 8	5.3	199 / 52 (47)	31 / 44	18 / 30	1.50
16 - 8	8.00	252 / 56 (45)	50 / 46	24 / 34	2.00



## ตะขอแล็ทช์ล็อก แบบห่วง ( ยุโรป )

## EYE SELF LOCKING HOOK, ALLOY STEEL

- Forged Alloy Steel, Quenched & Tempered
- Proof Load is 2.5 times the Working Load Limit.
- Ultimate Load is 4 times the Working Load Limit

Chain Size	W.L.L. ( tons ) 4 : 1	Dimensions ( mm )					Weight ( kgs )
		E	H	B (b)	C	L	
6 - 8	1.10	22	19.5	34 (28)	28	140	0.50
7/8 - 8	2.00	25	21.5	40 (34)	34	163	0.75
10 - 8	3.15	32	26.2	50 (46)	42	202	1.20
13 - 8	5.30	40	31.0	60 (54)	50	244	2.00
16 - 8	8.00	50	39.5	70 (64)	60	298	4.10
20 - 8	8.50	65	55.0	100 (94)	81	357	12.50

